

## KEY

### Gardens

- 1 Garden Entrance
- 2 West Roadside Garden
- 3 East Roadside Garden
- 4 Dwarf Conifer Garden
- 5 Shade Garden
- 6 Sedum Garden
- 7 Herb Garden
- 8 Rock Garden
- 9 Ornamental Grass Garden
- 10 Vegetable Demonstration Garden
- 11 Peony Garden
- 12 Memorial Garden
- 13 Perennial Garden
- 14 Fairy Garden
- 15 Pollinator Garden
- 16 Raised Bed Gardens
- 17 Toad Abode (Children's Play Area)
- 18 Cactus Garden
- 19 Pond Garden
- 20 Rose Garden

### Special Features

- A Entrance Arbor
- B Kaleidoscope
- C Interactive "Human" Analemmatic Sundial
- D Gazebo
- E Wence (wall/fence)
- F The Tunnel
- G Garden Shed
- H Copper Sculpture
- I Pergola (shade structure)
- J Pond

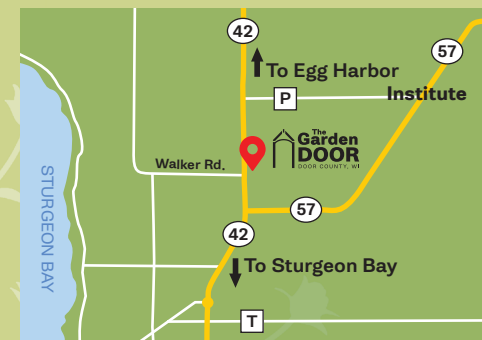
PARKING

Please note that pets are not allowed in The Garden Door, nor on the grounds of the Peninsular Agricultural Research Station.



Located on the grounds of the University of Wisconsin-Madison Peninsular Agricultural Research Station

**4312 N. Highway 42**  
**Sturgeon Bay, WI**



[www.dcmga.org](http://www.dcmga.org)

## Donate Today



The Door County Master Gardeners Association is a 501 (c)(3) not-for-profit organization, affiliated with UW-Extension that strives to make a positive impact on horticulture in our community through education, community outreach and stewardship of our environment.


Your donations enable us to welcome visitors to The Garden Door at no charge and to help fund free educational programming.



## PUBLIC EDUCATIONAL DISPLAY GARDENS



The Garden Door is designed and tended by members of the Door County Master Gardeners Association







In 1996 Door County Master Gardener Association (DCMGA) volunteers began construction of

The Garden Door (TGD). The garden opened to the public in 2005. One acre of land is divided into 20 demonstration garden areas, each managed by one or more DCMGA volunteers.

Each garden exhibits a related set of plants (Grass Garden), or different ways of utilizing plants in the garden. TGD contains approximately 350 different varieties of plants. The gardens are planted and tended by DCMGA members who provide approximately 2,000 hours of volunteer work each gardening season.

Over the years, TGD has become a popular destination for both residents of and visitors to Door County. Paved paths provide accessibility throughout the gardens.

## About the Gardens

Plant lists for each garden area can be found at [www.dcmga.org](http://www.dcmga.org).

**1. Garden Entrance**  
*A beautiful arbor covered with wisteria and roses*

**2. & 3. West and East Roadside Gardens**  
*Welcoming gardens combining annuals, perennials, shrubs and trees*

**4. Dwarf Conifer Garden**  
*Evergreen beauty on a small scale*

**5. Shade Garden**  
*A vast collection of shade loving plants*



**6. Sedum Garden**  
*A variety of succulents some of which are planted in hypertufa planters*

**7. Herb Garden**  
*A collection of culinary herbs and natural dye plants*

**8. Rock Garden**  
*Illustrates plantings in rocky conditions*



**9. Ornamental Grass Garden**  
*Comprised of about 60 species of grasses*



**10. Vegetable Demonstration Garden**  
*Illustrates small space vegetable gardening*



**11. Peony Garden**  
*Showcases a variety of peonies*

**12. Memorial Garden**  
*Features sun loving perennials*

**13. Perennial Garden**  
*Old fashioned perennials mixed with pollinator plants*

**14. Fairy Garden**  
*A fanciful children's garden*


**15. Pollinator Garden**  
*Native plants which attract pollinators*



**16. Raised Bed Gardens**  
*Plant selections are chosen annually*



**17. Toad Abode**  
*(Children's Play Area)  
A whimsical play area*



**18. Cactus Garden**  
*A display of Wisconsin cold hardy cacti*

**19. Pond Garden**  
*Plants to enhance the water feature*



**20. Rose Garden**  
*A collection of roses bordered by lavender*



For more information about The Garden Door and about the Door County Master Gardeners, including information on how you can become a DCMGA member, visit


[www.dcmga.org](http://www.dcmga.org)

Find us on 

[facebook.com/DCMasterGardeners](https://facebook.com/DCMasterGardeners)  
[facebook.com/TheGardenDoorDC](https://facebook.com/TheGardenDoorDC)

## Special Features


The Garden Door contains a number of structures, most of which were designed and constructed by Master Gardener volunteers.



**Mosaic Benches**  
*(located throughout the garden)  
Created by DCMGA volunteers, most are in memory of loved ones.*



**A. The Entrance Arbor**  
2005



**B. R.C. Anderson Garden Kaleidoscope**  
2008



**C. Human Sundial**  
2009



**D. Gazebo**  
2000



**E. Wence (wall/fence)**  
2008



**F. Tunnel**  
2005



**G. Garden Shed**  
2004



**H. Copper Sculpture**  
2016



**I. Pergola (shade structure)**  
2009



**J. Pond**  
2004